

DACdb Mobile



DACdb mobile is available on a larger variety of devices and family of products. You will not find DACdb in the phone store, instead, it's on the web -- in the "cloud", ready to be used anytime, anywhere you have connectivity. Use it now!




Its easy to create an ICON on your phone/tablet device. Instructions for the two most popular devices can be found below.

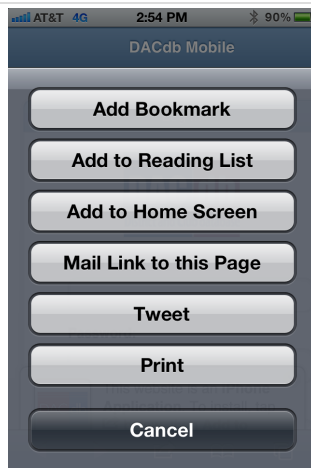
Apple Configuration

To create a desktop ICON on one of the Apple family devices, follow the instructions below:

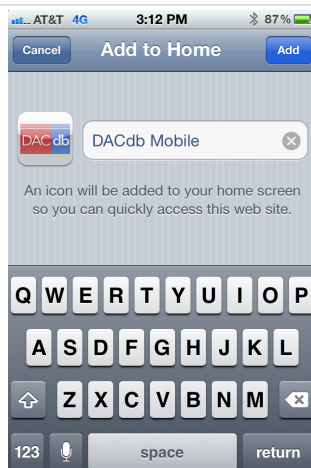
1. Using your Apple browser, navigate to m.DACdb.com (do not include the **www** prefix)
2. If this is the first time you are visiting the site, a popup should appear.
3. Click on  ICON at the bottom of the screen.



4. Click on the Add to Home Screen Button



5. When the Add To Home panel opens, click ADD at the top right



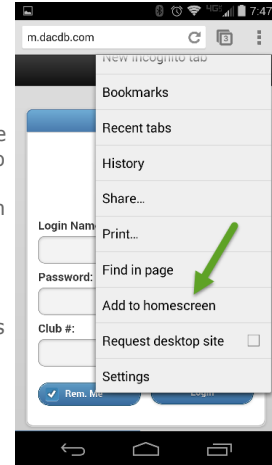
6. The DACdb icon will now

Android OS Configuration

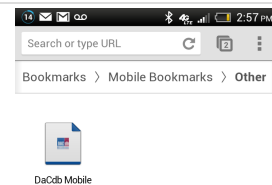
To create a desktop ICON on one of the Android OS family devices, follow the instructions below:

1. Using the Chrome browser, navigate to m.DACdb.com (do not include the **www** prefix)
2. Click on the 3 vertical dots in the header and then click the star to add this page as a bookmark.
3. Click on the 3 vertical dots again and click the bookmarks link.

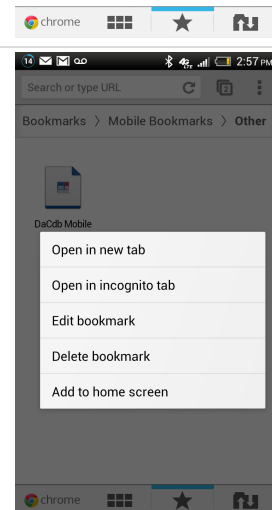
NOTE: Newer versions of the Android OS include "Add to homescreen" on the main menu (as shown on the right). If the "Add to homescreen" option is not listed on the first menu near the bottom of the list, touch "Bookmarks" and follow the instructions below.



4. The desktop ICON will appear



5. Long press on the icon to bring up the menu shown on the right.
6. Click add to home screen.



appear on your desktop. You will usually find this at the bottom of the current icons. You can reposition the icon by "long holding" and dragging the icon to another position or another page.

